

 **EVERFLOW™**

# PEX

CATALOG



# PEX-A EXPANSION TUBING

 For use with: **ASTM F1807** **ASTM F1960**

## PEX-A Tubing - Potable Water



RED #	BLUE #	WHITE #	DESCRIPTION	QTY
A-PFW-R1220	A-PFW-B1220	A-PFW-W1220	1/2" x 20' STRAIGHT	50
A-PFW-R12100	A-PFW-B12100	A-PFW-W12100	1/2" x 100' COIL	1
A-PFW-R12300	A-PFW-B12300	A-PFW-W12300	1/2" x 300' COIL	1
A-PFW-R12500	A-PFW-B12500	A-PFW-W12500	1/2" x 500' COIL	1
A-PFW-R121000	A-PFW-B121000	A-PFW-W121000	1/2" x 1000' COIL	1
A-PFW-R3420	A-PFW-B3420	A-PFW-W3420	3/4" x 20' STRAIGHT	25
A-PFW-R34100	A-PFW-B34100	A-PFW-W34100	3/4" x 100' COIL	1
A-PFW-R34300	A-PFW-B34300	A-PFW-W34300	3/4" x 300' COIL	1
A-PFW-R34500	A-PFW-B34500	A-PFW-W34500	3/4" x 500' COIL	1
A-PFW-R120	A-PFW-B120	A-PFW-W120	1" x 20' STRAIGHT	10
A-PFW-R1100	A-PFW-B1100	A-PFW-W1100	1" x 100' COIL	1
A-PFW-R1300	A-PFW-B1300	A-PFW-W1300	1" x 300' COIL	1
A-PFW-R1500	A-PFW-B1500	A-PFW-W1500	1" x 500' COIL	1
-	-	A-PFW-W11420	1-1/4" x 20' STRAIGHT	6
-	-	A-PFW-W114100	1-1/4" x 100' COIL	1
-	-	A-PFW-W11220	1-1/2" x 20' STRAIGHT	8
-	-	A-PFW-W112100	1-1/2" x 100' COIL	1
-	-	A-PFW-W220	2" x 20' STRAIGHT	5
-	-	A-PFW-W2100	2" x 100' COIL	1

## PEX-A Tubing - Oxygen Barrier White



PART #	DESCRIPTION	QTY
A-PFR-W1220	1/2" x 20' STRAIGHT	50
A-PFR-W12100	1/2" x 100' COIL	1
A-PFR-W12300	1/2" x 300' COIL	1
A-PFR-W12500	1/2" x 500' COIL	1
A-PFR-W121000	1/2" x 1000' COIL	1
A-PFR-W3420	3/4" x 20' STRAIGHT	25
A-PFR-W34100	3/4" x 100' COIL	1
A-PFR-W34300	3/4" x 300' COIL	1
A-PFR-W34500	3/4" x 500' COIL	1
A-PFR-W120	1" x 20' STRAIGHT	10
A-PFR-W1100	1" x 100' COIL	1
A-PFR-W1300	1" x 300' COIL	1
A-PFR-W1500	1" x 500' COIL	1
A-PFR-W11420	1-1/4" x 20' STRAIGHT	6
A-PFR-W114100	1-1/4" x 100' COIL	1
A-PFR-W11220	1-1/2" x 20' STRAIGHT	8
A-PFR-W112100	1-1/2" x 100' COIL	1
A-PFR-W220	2" x 20' STRAIGHT	5
A-PFR-W2100	2" x 100' COIL	1

**PEX-B Tubing - Potable Water**



RED #	BLUE #	WHITE #	DESCRIPTION	INNER	MASTER
PFW-R1210	PFW-B1210	PFW-W1210	1/2" x 10' STRAIGHT	1	50
PFW-R1220	PFW-B1220	PFW-W1220	1/2" x 20' STRAIGHT	1	50
PFW-R12100	PFW-B12100	PFW-W12100	1/2" x 100' COIL	1	3
PFW-R12300	PFW-B12300	PFW-W12300	1/2" x 300' COIL	1	1
PFW-R12500	PFW-B12500	PFW-W12500	1/2" x 500' COIL	1	1
PFW-R3410	PFW-B3410	PFW-W3410	3/4" x 10' STRAIGHT	1	25
PFW-R3420	PFW-B3420	PFW-W3420	3/4" x 20' STRAIGHT	1	25
PFW-R34100	PFW-B34100	PFW-W34100	3/4" x 100' COIL	1	2
PFW-R34300	PFW-B34300	PFW-W34300	3/4" x 300' COIL	1	1
PFW-R34500	PFW-B34500	PFW-W34500	3/4" x 500' COIL	1	1
-	-	PFW-W110	1" x 10' STRAIGHT	1	10
PFW-R120	PFW-B120	PFW-W120	1" x 20' STRAIGHT	1	10
PFW-R1100	PFW-B1100	PFW-W1100	1" x 100' COIL	1	1
PFW-R1300	PFW-B1300	PFW-W1300	1" x 300' COIL	1	1
-	PFW-B1500	-	1" x 500' COIL	1	1

**PEX-B Tubing - Oxygen Barrier Red**



PART #	DESCRIPTION	INNER	MASTER
PFR-R38100	3/8" x 100' COIL	1	2
PFR-R38300	3/8" x 300' COIL	1	2
PFR-R1220	1/2" x 20' STRAIGHT	1	100
PFR-R12100	1/2" x 100' COIL	1	3
PFR-R12300	1/2" x 300' COIL	1	1
PFR-R12500	1/2" x 500' COIL	1	1
PFR-R121000	1/2" x 1000' COIL	1	1
PFR-R121200	1/2" x 1200' COIL	1	1
PFR-R58100	5/8" x 100' COIL	1	3
PFR-R58500	5/8" x 500' COIL	1	1
PFR-R3420	3/4" x 20' STRAIGHT	1	25
PFR-R34100	3/4" x 100' COIL	1	2
PFR-R34300	3/4" x 300' COIL	1	1
PFR-R34500	3/4" x 500' COIL	1	1
PFR-R341000	3/4" x 1000' COIL	1	1
PFR-R120	1" x 20' STRAIGHT	1	10
PFR-R1100	1" x 100' COIL	1	1
PFR-R1300	1" x 300' COIL	1	1
PFR-R1500	1" x 500' COIL	1	1
PFR-W381000	3/8" x 1000' COIL Transparent Color	1	1



## F1960 Pex x Press Tees Lead Free



PART #	SIZE	INNER	MASTER
WPXPRT3403	3/4" x 1/2" PEX	15	150
WPXPRT1001	1" x 1/2" PEX	6	60
WPXPRT1002	1" x 3/4" PEX	6	60
WPXPRT1101	1-1/4" x 1/2" PEX	10	80
WPXPRT1102	1-1/4" x 3/4" PEX	5	40
WPXPRT1501	1-1/2" x 1/2" PEX	5	40
WPXPRT1502	1-1/2" x 3/4" PEX	5	40
WPXPRT1503	1-1/2" x 1" PEX	10	100

## F1807 Pex x Press Tees Lead Free



PART #	SIZE	INNER	MASTER
PXPRT3403	3/4" x 1/2" PEX	15	150
PXPRT1001	1" x 1/2" PEX	10	100
PXPRT1002	1" x 3/4" PEX	10	80
PXPRT1101	1-1/4" x 1/2" PEX	6	60
PXPRT1102	1-1/4" x 3/4" PEX	6	60
PXPRT1501	1-1/2" x 1/2" PEX	5	40
PXPRT1502	1-1/2" x 3/4" PEX	5	40
PXPRT1503	1-1/2" x 1" PEX	5	40

## F1960 Pex x Press Adapters Lead Free



PART #	SIZE	INNER	MASTER
WPXPC012	1/2"	50	500
WPXPC034	3/4"	50	250
WPXPC100	1"	25	200
WPXPC114	1-1/4"	8	80
WPXPC112	1-1/2"	5	50
WPXPC200	2"	5	40

## F1807 Pex x Press Adapters Lead Free



PART #	SIZE	INNER	MASTER
PXPC012	1/2"	50	500
PXPC034	3/4"	50	250
PXPC100	1"	25	200
PXPC114	1-1/4"	8	80
PXPC112	1-1/2"	5	50
PXPC200	2"	5	40

## F1960 Pex x Press Ball Valve Lead Free



PART #	SIZE	INNER	MASTER
FRBL-012-NL	1/2"	10	100
FRBL-034-NL	3/4"	10	100
FRBL-001-NL	1"	5	50

## F1807 Pex x Press Ball Valve Lead Free



PART #	SIZE	INNER	MASTER
PRBL-012-NL	1/2"	10	100
PRBL-034-NL	3/4"	10	100
PRBL-001-NL	1"	5	50

# PEX WATER METER COUPLINGS



## Water Meter Coupling F1960 X FIP



PART #	SIZE	INNER	MASTER
WMW0012-NL	1/2" PEX x 3/4" FIP	20	160
WMW0034-NL	3/4" PEX x 1" FIP	20	100
WMW1011-NL	1" PEX x 1-1/4" FIP	10	80

## Water Meter Coupling F1807 X FIP



PART #	SIZE	INNER	MASTER
WMP0012-NL	1/2" PEX x 3/4" FIP	20	160
WMP0034-NL	3/4" PEX x 1" FIP	20	100
WMP1011-NL	1" PEX x 1-1/4" FIP	10	80

## PEX X CPVC ADAPTERS

### Lead Free Adapters

- Durable Over Molded One-Piece
- Pressure Rating 100 PSI at 180°F
- Pressure Rating 150 PSI at 100°F

### Adapter F1807 x CPVC



SSCPP012-NL	1/2"	50	500
SSCPP034-NL	3/4"	25	250

# PLASTIC EXPANSION PEX FITTINGS

Manufactured to ASTM F1960, CSA B137.5. PPSU Engineered Plastic Material. Lead Free Compliant  
 For use with PEX-a Tubing Manufactured to ASTM Standard F876-877. Temperature/Pressure: 210°F / 150 psi  
 Everflow warrants ASTM F1960 fittings ONLY when used with PEX-a tubing and when joints are made according to ASTM specifications.



ASTM

**F1960**

POLY-EXPEX 0819

August, 2019

PART #	SIZE	INNER	MASTER
--------	------	-------	--------

## Poly-Alloy Elbow F1960



B-FPLN0012	1/2"	25	250
B-FPLN0034	3/4"	10	120
B-FPLN0100	1"	10	100
B-FPRL3412	3/4" x 1/2"	10	120
B-FPLN0114	1-1/4"	10	70
B-FPLN0112	1-1/2"	5	50
B-FPLN0200	2"	2	20

## Poly-Alloy Coupling F1960



B-FPPCP0012	1/2"	25	500
B-FPPCP0034	3/4"	25	200
B-FPPCP0100	1"	10	100
B-FPRC1034	1" x 3/4"	25	150
B-FPRC1234	1/2" x 3/4"	25	250
B-FPRC1238	1/2" x 3/8"	50	1,000
B-FPPCP0114	1-1/4"	10	90
B-FPPCP0112	1-1/2"	8	56
B-FPPCP0200	2"	4	24
B-FPRC1134	1-1/4" x 3/4"	15	135
B-FPRC1101	1-1/4" x 1"	15	120
B-FPRC1511	1-1/2" x 1-1/4"	10	80
B-FPRC2015	2" x 1-1/2"	5	30

## Poly-Alloy Plug F1960



B-FPPL0012	1/2"	50	800
B-FPPL0034	3/4"	25	400
B-FPPL0100	1"	25	250
B-FPPL0114	1-1/4"	20	180
B-FPPL0112	1-1/2"	20	120
B-FPPL0200	2"	8	60

PART #	SIZE	INNER	MASTER
--------	------	-------	--------

## Poly-Alloy Adapter F1960 x MIP



B-FPMA0012	1/2" x 1/2" MIP	25	300
------------	-----------------	----	-----

## Poly-Alloy Tee F1960



B-FPTE0012	1/2"	25	200
B-FPTE0034	3/4"	10	100
B-FPTE0100	1"	10	60
B-FPTE0114	1-1/4"	5	45
B-FPTE0112	1-1/2"	4	24
B-FPTE0200	2"	2	12

## Poly-Alloy Reducing Tee F1960



B-FPTE1033	1" x 1" x 1/2"	10	80
B-FPTE1112	1" x 3/4" x 1"	10	80
B-FPTE1213	1/2" x 1/2" x 3/4"	25	200
B-FPTE1341	1" x 3/4" x 3/4"	10	80
B-FPTE3410	1" x 1" x 3/4"	10	80
B-FPTE3411	3/4" x 1/2" x 1/2"	10	120
B-FPTE3413	3/4" x 1/2" x 3/4"	10	100
B-FPTE3431	3/4" x 3/4" x 1/2"	10	100
B-FPTE1401	1-1/4" x 1-1/4" x 1/2"	10	50
B-FPTE1402	1-1/4" x 1-1/4" x 3/4"	8	48
B-FPTE1403	1-1/4" x 1-1/4" x 1"	5	45
B-FPTE1405	1-1/2" x 1" x 1-1/2"	5	25
B-FPTE1502	1-1/2" x 1-1/2" x 3/4"	5	30
B-FPTE1503	1-1/2" x 1-1/2" x 1"	5	30
B-FPTE1504	1-1/2" x 1-1/2" x 1-1/4"	5	25
B-FPTE2003	2" x 2" x 1"	2	14
B-FPTE2004	2" x 2" x 1-1/4"	2	14
B-FPTE2005	2" x 2" x 1-1/2"	2	14

## PLASTIC SLEEVES

### F1960 Plastic Sleeve With Stop

FPXSL038	3/8"	40	4000
FPXSL012	1/2"	20	2000
FPXSL058	5/8"	50	2500
FPXSL034	3/4"	40	2000
FPXSL100	1"	26	1300
FPXSL114	1-1/4"	10	200
FPXSL112	1-1/2"	10	200
FPXSL200	2"	15	375





# BRASS EXPANSION PEX FITTINGS

Manufactured to ASTM Standard F1960, CSA B137.5. DZR Brass Material. Lead Free Compliant.  
For use with PEX-a Tubing Manufactured to ASTM Standard F876-877. Pressure/Temperature Rating: 250 psi / 180°F  
Everflow warrants ASTM F1960 fittings ONLY when used with PEX-a tubing and when joints are made according to ASTM specifications.

PART #	SIZE	INNER	MASTER
--------	------	-------	--------

## Brass Elbow F1960



WPLN0038-NL	3/8"	50	400
WPLN0012-NL	1/2"	50	200
WPLN0058-NL	5/8"	50	200
WPLN0034-NL	3/4"	50	150
WPLN0100-NL	1"	50	80
WPRL3412-NL	3/4" x 1/2"	50	200

## Brass Elbow F1960 x Female Sweat



PWSL1212-NL	1/2" x 1/2" SWT	25	250
PWSL1234-NL	1/2" x 3/4" SWT	25	100
PWSL3458-NL	3/4" x 5/8" SWT	50	150
PWSL3412-NL	3/4" x 1/2" SWT	25	150
PWSL3434-NL	3/4" x 3/4" SWT	25	100

## Brass Elbow F1960 x Male Sweat



WPMSL1212-NL	1/2" x 1/2" SWT	25	200
WPMSL1234-NL	1/2" x 3/4" SWT	25	200
WPMSL5834-NL	5/8" x 3/4" SWT	25	100
WPMSL3434-NL	3/4" x 3/4" SWT	25	150

## Brass Elbow F1960 x MIP



WPML1212-NL	1/2" x 1/2" MIP	25	200
WPML1234-NL	1/2" x 3/4" MIP	25	100
WPML5834-NL	5/8" x 3/4" MIP	25	100
WPML3434-NL	3/4" x 3/4" MIP	25	100
WPML3410-NL	3/4" x 1" MIP	25	100

## Brass Elbow F1960 x Swivel



WPFSL1212-NL	1/2" x 1/2" Swivel FIP	25	200
WPFSL3434-NL	3/4" x 3/4" Swivel FIP	25	100

PART #	SIZE	INNER	MASTER
--------	------	-------	--------

## Brass Drop Ear Elbow F1960 x FIP



WPDL0012-NL	1/2" x 1/2" FIP	25	150
WPDL0034-NL	3/4" x 3/4" FIP	25	100

## Brass Adapter F1960 x Female Sweat



WPSFA1212-NL	1/2" x 1/2" SWT	50	500
WPSFA1258-NL	5/8" x 1/2" SWT	50	400
WPSFA1234-NL	1/2" x 3/4" SWT	50	250
WPSFA3412-NL	3/4" x 1/2" SWT	50	250
WPSFA3434-NL	3/4" x 3/4" SWT	50	250
WPSFA1034-NL	1" x 3/4" SWT	50	150
WPSFA1010-NL	1" x 1" SWT	25	100

## Brass Adapter F1960 x Male Sweat



WPSMA1238-NL	3/8" x 1/2" SWT	50	700
WPSMA1212-NL	1/2" x 1/2" SWT	50	500
WPSMA1234-NL	1/2" x 3/4" SWT	25	250
WPSMA3412-NL	3/4" x 1/2" SWT	25	250
WPSMA3434-NL	3/4" x 3/4" SWT	25	250
WPSMA1034-NL	1" x 3/4" SWT	50	150
WPSMA1010-NL	1" x 1" SWT	25	150

## Brass Adapter F1960 x FIP



WPFA1212-NL	1/2" x 1/2" FIP	50	250
WPFA1234-NL	1/2" x 3/4" FIP	25	150
WPFA3412-NL	3/4" x 1/2" FIP	25	150
WPFA3434-NL	3/4" x 3/4" FIP	15	150
WPFA3410-NL	3/4" x 1" FIP	50	100
WPFA1010-NL	1" x 1" FIP	50	100

## Brass Plug F1960



WPPL0038-NL	3/8"	100	1,000
WPPL0012-NL	1/2"	50	600
WPPL0034-NL	3/4"	50	300
WPPL0100-NL	1"	50	150

# BRASS EXPANSION PEX FITTINGS

Manufactured to ASTM Standard F1960, CSA B137.5. DZR Brass Material. Lead Free Compliant.

For use with PEX-a Tubing Manufactured to ASTM Standard F876-877. Pressure/Temperature Rating: 250 psi / 180°F

Everflow warrants ASTM F1960 fittings ONLY when used with PEX-a tubing and when joints are made according to ASTM specifications.



F1960-BR 0619

June 3, 2019

PART #	SIZE	INNER	MASTER
--------	------	-------	--------

## Brass Adapter F1960 x MIP



WPMA0012-NL	1/2" x 1/2" MIP	50	250
WPMA1234-NL	1/2" x 3/4" MIP	50	150
WPMA5812-NL	5/8" x 1/2" MIP	50	200
WPMA3412-NL	3/4" x 1/2" MIP	50	200
WPMA3434-NL	3/4" x 3/4" MIP	50	200
WPMA3410-NL	3/4" x 1" MIP	25	100

## Brass Coupling F1960



WPCP0038-NL	3/8"	50	700
WPCP0012-NL	1/2"	50	400
WPCP0058-NL	5/8"	50	250
WPCP0034-NL	3/4"	50	250
WPCP0100-NL	1"	25	100
WPRC1238-NL	1/2" x 3/8"	50	500
WPRC3412-NL	3/4" x 1/2"	50	200
WPRC1034-NL	1" x 3/4"	25	150

PART #	SIZE	INNER	MASTER
--------	------	-------	--------

## Brass Reducing Tee F1960



WPRT1213-NL	1/2" x 1/2" x 3/4"	25	100
WPRT3411-NL	3/4" x 1/2" x 1/2"	25	100
WPRT3413-NL	3/4" x 1/2" x 3/4"	25	100
WPRT3431-NL	3/4" x 3/4" x 1/2"	25	100
WPRT3410-NL	3/4" x 3/4" x 1"	10	150
WPRT1013-NL	1" x 1/2" x 3/4"	10	50
WPRT1121-NL	1" x 1/2" x 1"	10	50
WPRT1031-NL	1" x 3/4" x 1/2"	10	50
WPRT1033-NL	1" x 3/4" x 3/4"	10	50
WPRT1341-NL	1" x 3/4" x 1"	10	50
WPRT1112-NL	1" x 1" x 1/2"	10	50
WPRT1134-NL	1" x 1" x 3/4"	10	50

## Brass Tee F1960



WPTE0038-NL	3/8"	100	300
WPTE0012-NL	1/2"	50	200
WPTE0034-NL	3/4"	25	100
WPTE0100-NL	1"	10	50

## SPECIALTY TEES

### Drop Ear Tee F1960 X F1960 X FIP



RAVEN  
PART #

WIDT012-NL	1/2" x 1/2" x 1/2" FIP	15	150
WIDT034-NL	3/4" x 3/4" x 3/4" FIP	10	100

### Monoflow Tee F1960



RAVEN  
PART #

MFW3412	1/2" x 1/2" x 1/2"	10	40
---------	--------------------	----	----

## STUB OUTS

### Copper Stub Outs F1960

FSO-12S8	1/2" x 8" Straight	1	50
FSO-34S8	3/4" x 8" Straight	1	30
FSO-12L8	1/2" x 3-1/2" x 8" Elbow	1	50
FSO-34L8	3/4" x 4" x 8" Elbow	1	30
FSO-12F8	1/2" x 3-1/2" x 8" Elbow + Flange	1	25
FSO-34F8	3/4" x 4" x 8" Elbow + Flange	1	20



## PEX BALL VALVES

**600F Series**  
Ball Valve



**405F Series**  
Ball Valve w/ Drain



**Drop Ear Ball Valves**  
Ball Valve w/ Drain



**FSBL Series**  
F1960 x SWT Ball Valve



**FMBL Series**  
F1960 x MIP Ball Valve



**FFBL Series**  
PEX x FIP Ball Valve




## WATER SUPPLY

**1/4 Turn**  
**F1960 Stop Valves**



**Washing Machine Boxes**



**F1960 Drop Ear**  
Ice Maker Valve



## SILLCOCKS

**F1960 Pex Sillcock**  
Lever Handle



**F1960 Frost Free Sillcocks**



**SEE OUR VALVE CATALOG FOR  
COMPLETE LINE OF VALVES.**

# PLASTIC CRIMP PEX FITTINGS



ASTM  
**F1807**

POLYPEX 0918  
September, 2018

BLACK #      WHITE #      SIZE      INNER      MASTER

## Poly Elbow F1807



BLACK #	WHITE #	SIZE	INNER	MASTER
B-PPLN0012	PPLN0012	1/2"	50	600
B-PPLN0034	PPLN0034	3/4"	25	300
B-PPRL3412	PPRL3412	3/4" x 1/2"	25	400
B-PPLN0100	PPLN0100	1"	10	150
B-PPML1238	PPML1238	1/2" x 3/8" MIP	50	400
B-PPML1212	PPML1212	1/2" x 1/2" MIP	50	300
B-PPML3434	PPML3434	3/4" x 3/4" MIP	25	200
B-PPML3412	PPML3412	3/4" x 1/2" MIP	25	300

## Poly Swivel Elbow F1807



BLACK #	WHITE #	SIZE	INNER	MASTER
B-PPSL1212	PPSL1212	1/2" x 1/2" FIP	25	300
B-PPSL3434	PPSL3434	3/4" x 3/4" FIP	25	150

## Poly Tee F1807



BLACK #	WHITE #	SIZE	INNER	MASTER
B-PPTE0012	PPTE0012	1/2"	50	400
B-PPTE0034	PPTE0034	3/4"	25	200
B-PPTE0100	PPTE0100	1"	10	100
B-PPRT1213	PPRT1213	1/2" x 1/2" x 3/4"	25	300
B-PPRT3411	PPRT3411	3/4" x 1/2" x 1/2"	25	300
B-PPRT3413	PPRT3413	3/4" x 1/2" x 3/4"	25	250
B-PPRT3431	PPRT3431	3/4" x 3/4" x 1/2"	25	250
B-PPRT3410	PPRT3410	3/4" x 3/4" x 1"	10	150
B-PPRT1033	PPRT1033	1" x 3/4" x 3/4"	10	150
B-PPRT1341	PPRT1341	1" x 3/4" x 1"	10	100
B-PPRT1112	PPRT1112	1" x 1" x 1/2"	10	150
B-PPRT1134	PPRT1134	1" x 1" x 3/4"	10	100

## Poly Plug F1807



BLACK #	WHITE #	SIZE	INNER	MASTER
B-PPPL0038	PPPL0038	3/8"	100	3000
B-PPPL0012	PPPL0012	1/2"	100	2000
B-PPPL0034	PPPL0034	3/4"	100	1000
B-PPPL0100	PPPL0100	1"	50	500

BLACK #      WHITE #      SIZE      INNER      MASTER

## Poly Coupling F1807



BLACK #	WHITE #	SIZE	INNER	MASTER
B-PPCP0012	PPCP0012	1/2"	50	1000
B-PPCP0034	PPCP0034	3/4"	50	500
B-PPRC3412	PPRC3412	3/4" x 1/2"	50	600
B-PPCP0100	PPCP0100	1"	25	200
B-PPRC1012	PPRC1012	1" x 1/2"	25	400
B-PPRC1034	PPRC1034	1" x 3/4"	25	300

## Poly Adapter F1807 x MIP



BLACK #	WHITE #	SIZE	INNER	MASTER
B-PPMA0012	PPMA0012	1/2" x 1/2" MIP	50	500
B-PPMA1234	PPMA1234	1/2" x 3/4" MIP	25	350
B-PPMA3412	PPMA3412	3/4" x 1/2" MIP	50	400
B-PPMA3434	PPMA3434	3/4" x 3/4" MIP	25	300
B-PPMA1010	PPMA1010	1" x 1" MIP	10	150

## Poly Swivel Adapter F1807 x FIP



BLACK #	WHITE #	SIZE	INNER	MASTER
B-PPCA0012	PPCA0012	1/2" x 1/2" FIP	50	400
B-PPCA0034	PPCA0034	3/4" x 3/4" FIP	25	200

## Poly Manifold Headers Open Ends & Closed End



BLACK #	DESCRIPTION	SIZE	INNER	MASTER
PMO2-3412	Open 2 Port	3/4" x 3/4" x 1/2"	1	80
PMO3-3412	Open 3 Port	3/4" x 3/4" x 1/2"	1	60
PMO4-3412	Open 4 Port	3/4" x 3/4" x 1/2"	1	40
PMO6-3412	Open 6 Port	3/4" x 3/4" x 1/2"	1	20
PMC2-3412	Closed 2 Port	3/4" x 3/4" x 1/2"	1	80
PMC3-3412	Closed 3 Port	3/4" x 3/4" x 1/2"	1	60
PMC4-3412	Closed 4 Port	3/4" x 3/4" x 1/2"	1	40



PART #	SIZE	INNER	MASTER
--------	------	-------	--------

**Brass Elbow  
F1807**



PXLN0038-NL	3/8"	50	500
PXLN0012-NL	1/2"	50	500
PXRL3412-NL	3/4" x 1/2"	50	300
PXLN0058-NL	5/8"	50	200
PXLN0034-NL	3/4"	50	200
PXLN0100-NL	1"	50	200
PXLN0114-NL	1-1/4"	10	100
PXLN0112-NL	1-1/2"	10	50
PXLN0200-NL	2"	5	20

**Brass Elbow  
F1807 x MIP**



PXML1212-NL	1/2" x 1/2" MIP	25	200
PXML1234-NL	1/2" x 3/4" MIP	25	100
PXML5834-NL	5/8" x 3/4" MIP	25	100
PXML3434-NL	3/4" x 3/4" MIP	25	100
PXML3410-NL	3/4" x 1" MIP	25	100

**Brass Elbow  
F1807 x FIP**



PXFL1212-NL	1/2" x 1/2" MIP	25	100
PXFL3434-NL	1/2" x 3/4" MIP	25	100

**Brass Elbow  
F1807 x Female SWT**



PXSL1238-NL	1/2" SWT x 3/8"	25	100
PXSL1212-NL	1/2" SWT x 1/2"	25	250
PXSL1234-NL	1/2" SWT x 3/4"	25	100
PXSL3412-NL	3/4" SWT x 1/2"	25	150
PXSL3434-NL	3/4" SWT x 3/4"	25	100
PXSL3458-NL	3/4" SWT x 5/8"	50	250
PXSL0100-NL	1" SWT x 1"	25	100

PART #	SIZE	INNER	MASTER
--------	------	-------	--------

**Brass Elbow  
F1807 x Male SWT**



PMSL1212-NL	1/2" Male SWT x 1/2"	25	200
PMSL3434-NL	3/4" Male SWT x 3/4"	25	150
PMSL5834-NL	3/4" Male SWT x 5/8"	25	100
PMSL1234-NL	3/4" Male SWT x 1/2"	25	200
PMSL0100-NL	1" Male SWT x 1"	25	100

**Drop Ear Elbow  
F1807 x FIP**



PXDL0012-NL	1/2" x 1/2" FIP	25	150
PXDL0034-NL	3/4" x 3/4" FIP	25	100
PFDL3412-NL	3/4" x 1/2" FIP	25	100

**Swivel Elbow  
F1807 x FIP**



PFSL1212-NL	1/2" x 1/2" FIP	25	200
PFSL3434-NL	3/4" x 3/4" FIP	25	200

**Brass Tee  
F1807**



PXTE0038-NL	3/8"	100	300
PXTE0012-NL	1/2"	50	500
PXTE0058-NL	5/8"	50	300
PXTE0034-NL	3/4"	25	250
PXTE0100-NL	1"	10	100
PXTE0114-NL	1-1/4"	10	70
PXTE0112-NL	1-1/2"	10	30
PXTE0200-NL	2"	5	15

# BRASS CRIMP PEX FITTINGS

Manufactured to ASTM standard F1807.  
For use with PEX tubing manufactured to ASTM standard F876-877.



PEXFNTNG-NL 0619  
June 3, 2019

PART #	SIZE	INNER	MASTER
--------	------	-------	--------

## Brass Reducing Tee F1807



PXRT1213-NL	1/2" x 1/2" x 3/4"	25	450
PXRT3411-NL	3/4" x 1/2" x 1/2"	25	300
PXRT3413-NL	3/4" x 1/2" x 3/4"	25	250
PXRT3431-NL	3/4" x 3/4" x 1/2"	25	300
PXRT3410-NL	3/4" x 3/4" x 1"	10	150
PXRT1013-NL	1" x 1/2" x 3/4"	10	150
PXRT1121-NL	1" x 1/2" x 1"	10	150
PXRT1031-NL	1" x 3/4" x 1/2"	10	150
PXRT1033-NL	1" x 3/4" x 3/4"	10	150
PXRT1341-NL	1" x 3/4" x 1"	10	100
PXRT1112-NL	1" x 1" x 1/2"	10	100
PXRT1134-NL	1" x 1" x 3/4"	10	150
PXRT1401-NL	1-1/4" x 1-1/4" x 1/2"	10	80
PXRT1402-NL	1-1/4" x 1-1/4" x 3/4"	10	80
PXRT1403-NL	1-1/4" x 1-1/4" x 1"	10	70
PXRT1412-NL	1-1/4" x 1" x 1/2"	10	60
PXRT1413-NL	1-1/4" x 1" x 3/4"	10	80
PXRT1414-NL	1-1/4" x 1" x 1"	10	60
PXRT1502-NL	1-1/2" x 1-1/2" x 3/4"	10	50
PXRT1503-NL	1-1/2" x 1-1/2" x 1"	10	40
PXRT1504-NL	1-1/2" x 1-1/2" x 1-1/4"	10	30
PXRT1521-NL	1-1/2" x 1-1/4" x 1"	10	50
PXRT2001-NL	2" x 2" x 1/2"	5	25
PXRT2002-NL	2" x 2" x 3/4"	5	25
PXRT2003-NL	2" x 2" x 1"	5	20
PXRT2004-NL	2" x 2" x 1-1/2"	5	20

## Brass Coupling F1807



EPCP0038-NL	3/8"	50	700
EPCP0012-NL	1/2"	50	500
EPCP0058-NL	5/8"	50	500
EPCP0034-NL	3/4"	50	250
EPCP0100-NL	1"	25	250
EPCP0114-NL	1-1/4"	10	100
EPCP0112-NL	1-1/2"	10	60
EPCP0200-NL	2"	5	40

PART #	SIZE	INNER	MASTER
--------	------	-------	--------

## Brass Reducing Coupling F1807



EPRC1238-NL	1/2" x 3/8"	50	800
EPRC3412-NL	3/4" x 1/2"	50	800
EPRC1034-NL	1" x 3/4"	25	250
EPRC1134-NL	1-1/4" x 3/4"	10	100
EPRC1101-NL	1-1/4" x 1"	10	100
EPRC1534-NL	1-1/2" x 3/4"	10	80
EPRC1501-NL	1-1/2" x 1"	10	80
EPRC1511-NL	1-1/2" x 1-1/4"	10	80
EPRC2015-NL	2" x 1-1/2"	5	40

## Brass Male Adapter F1807 x MIP



EPMA0012-NL	1/2" x 1/2" MIP	50	250
EPMA1234-NL	1/2" x 3/4" MIP	50	150
EPMA5812-NL	5/8" x 1/2" MIP	50	200
EPMA3412-NL	3/4" x 1/2" MIP	50	200
EPMA3434-NL	3/4" x 3/4" MIP	50	200
EPMA3410-NL	3/4" x 1" MIP	25	200
EPMA1034-NL	1" x 3/4" MIP	25	250
EPMA1010-NL	1" x 1" MIP	25	200
EPMA0114-NL	1-1/4" x 1-1/4" MIP	10	60
EPMA0112-NL	1-1/2" x 1-1/2" MIP	10	40
EPMA0200-NL	2" x 2" MIP	5	20

## Brass Female Adapter F1807 x FIP



EPFA1212-NL	1/2" x 1/2" FIP	50	250
EPFA1234-NL	1/2" x 3/4" FIP	25	150
EPFA3434-NL	3/4" x 3/4" FIP	50	150
EPFA3410-NL	3/4" x 1" FIP	50	150
EPFA3412-NL	3/4" x 1/2" FIP	25	150
EPFA1010-NL	1" x 1" FIP	50	150



PART #	SIZE	INNER	MASTER
--------	------	-------	--------

**Brass Male Sweat Adapter  
F1807 x SWT**



PSMA3838-NL	3/8" Male SWT x 3/8"	1	1
PSMA1238-NL	1/2" Male SWT x 3/8"	50	1000
PSMA1212-NL	1/2" Male SWT x 1/2"	50	500
PSMA1258-NL	1/2" Male SWT x 5/8"	50	1000
PSMA1234-NL	1/2" Male SWT x 3/4"	25	500
PSMA3458-NL	3/4" Male SWT x 5/8"	50	250
PSMA3412-NL	3/4" Male SWT x 1/2"	25	250
PSMA3434-NL	3/4" Male SWT x 3/4"	50	250
PSMA1034-NL	1" Male SWT x 3/4"	50	200
PSMA1010-NL	1" Male SWT x 1"	25	250

**Brass Plug  
F1807**



EPPL0038-NL	3/8"	100	1300
EPPL0012-NL	1/2"	50	1800
EPPL0034-NL	3/4"	50	1000
EPPL0100-NL	1"	50	750
EPPL0114-NL	1-1/4"	10	100
EPPL0112-NL	1-1/2"	10	80
EPPL0200-NL	2"	10	60

PART #	SIZE	INNER	MASTER
--------	------	-------	--------

**Brass Female Sweat Adapter  
F1807 x SWT**



PSFA1238-NL	1/2" Female SWT x 3/8"	50	500
PSFA1212-NL	1/2" Female SWT x 1/2"	50	500
PSFA1258-NL	1/2" Female SWT x 5/8"	50	1000
PSFA1234-NL	1/2" Female SWT x 3/4"	50	250
PSFA3412-NL	3/4" Female SWT x 1/2"	50	250
PSFA3458-NL	3/4" Female SWT x 5/8"	50	250
PSFA3434-NL	3/4" Female SWT x 3/4"	50	250
PSFA1010-NL	1" Female SWT x 1"	25	250
PSFA1034-NL	1" Female SWT x 3/4"	50	200
PSFA1101-NL	1-1/4" Female SWT x 1"	10	80
PSFA0114-NL	1-1/4" Female SWT x 1-1/4"	10	100
PSFA0112-NL	1-1/2" Female SWT x 1-1/2"	10	60
PSFA0200-NL	2" Female SWT x 2"	5	25

**Transition Coupling  
F1807**



PXTC0012-NL	1/2"	50	500
PXTC0034-NL	3/4"	50	500
PXTC0012K-NL	1/2" Kit w/ 2 Crimp Rings	50	300
PXTC0034K-NL	3/4" Kit w/ 2 Crimp Rings	50	250

**COPPER PEX ADAPTERS**

**Copper Adapter  
Male SWT x F1807**



PSMA1212-CO	1/2" Male SWT x 1/2"	50	500
PSMA3434-CO	3/4" Male SWT x 3/4"	50	250
PSMA1010-CO	1" Male SWT x 1"	25	250

**Copper Adapter  
Female SWT x F1807**



PSFA1212-CO	1/2" Female SWT x 1/2"	50	500
PSFA3434-CO	3/4" Female SWT x 3/4"	50	250
PSFA1010-CO	1" Female SWT x 1"	50	250

**Copper Elbow  
Female SWT x F1807**



PSFAL1212-CO	1/2" Female SWT x 1/2"	50	500
PSFAL1238-CO	1/2" Female SWT x 3/8"	50	500
PSFAL1258-CO	1/2" Female SWT x 5/8"	50	500
PSFAL1234-CO	1/2" Female SWT x 3/4"	50	250
PSFAL3412-CO	3/4" Female SWT x 1/2"	50	250
PSFA3434-CO	3/4" Female SWT x 3/4"	50	250
PSFAL1010-CO	1" Female SWT x 1"	50	250

# CRIMP PEX SPECIALTIES

Manufactured to ASTM standard F1807.  
For use with PEX tubing manufactured to ASTM standard F876-877.



PEXFTNG-NL 0619  
June 3, 2019

## SPECIALTY TEES

### Monoflow Tee F1807 x F1807 x FIP



RAVEN  
MULTIPLYING

PART #	SIZE	INNER	MASTER
MFPT0058	1/2" x 1/2" x 1/2"	10	100
MFPS3412	3/4" x 3/4" x 1/2" SWT	10	100
MFPT3412	3/4" x 3/4" x 3/4"	10	100

### Drop Ear Tee F1807 x F1807 x FIP



RAVEN  
MULTIPLYING

PART #	SIZE	INNER	MASTER
PXDT012-NL	1/2" x 1/2" x 1/2" FIP	15	150
PXDT034-NL	3/4" x 3/4" x 3/4" FIP	10	100

## PEX CLAMPS & RINGS

### Stainless Steel PEX Clamps



CETIKER

PART #	SIZE	INNER	MASTER
OTCR0038	3/8"	100	4000
OTCR0012	1/2"	100	2000
OTCR0058	5/8"	50	2500
OTCR0034	3/4"	50	2000
OTCR0100	1"	50	1300

### Stainless Steel Crimp Sleeve



PART #	SIZE	INNER	MASTER
SSCR0012	1/2"	100	3000
SSCR0034	3/4"	50	1500
SSCR0100	1"	50	800
SSCR0114	1-1/4"	10	360
SSCR0112	1-1/2"	10	250
SSCR0200	2"	10	120

### Copper Crimp Ring Domestic



PART #	SIZE	INNER	MASTER
C-EPCR0038	3/8"	100	2000
C-EPCR0012	1/2"	100	2000
C-EPCR0058	5/8"	100	1200
C-EPCR0034	3/4"	100	1200
C-EPCR0100	1"	100	500

### Copper Rings




PART #	SIZE	INNER	MASTER
EPCR0038	3/8"	100	2000
EPCR0012	1/2"	100	2000
EPCR0058	5/8"	100	1200
EPCR0034	3/4"	100	1200
EPCR0100	1"	100	500
EPCR0114	1-1/4"	50	200
EPCR0112	1-1/2"	50	100
EPCR0200	2"	25	100

## STUB OUTS

### PEX Stub Outs F1807

PART #	SIZE	INNER	MASTER
PSO-12S8	1/2" x 8"	1	50
PSO-12L8	1/2" x 3-1/2" x 8" Elbow	1	50
PSO-12F8	1/2" x 3-1/2" x 8" Elbow with Flange	1	25
PSO-34S8	3/4" x 8"	1	1
PSO-34L8	3/4" x 4" x 8" Elbow	1	30
PSO-34F8	3/4" x 4" x 8" Elbow with Flange	1	20



## PEX BALL VALVES

**600P Series**  
Pex Ball Valve



**615P Series**  
Pex T Handle Ball Valve



**405P Series**  
Pex Ball Valve w/ Drain



**PSBV Series**  
PEX x SWT Ball Valve



**PMBV Series**  
PEX x MIP Ball Valve




## WATER SUPPLY

**1/4 Turn**  
Pex Stop Valves



**Washing Machine Boxes**



**Residential Water**  
Hammer Arrestors



## SILCOCKS

**Pex Sillcock - 1/4 Turn**



**Frost Free Sillcock**  
w/ Vacuum Breaker



**Frost Free Sillcock**



See our valve catalog for our complete line of valves.

# PEX TOOLS

PART #	SIZE	INNER	MASTER
--------	------	-------	--------

## PEX Crimp Tools



PCT	Pex Cinch Tool 3/8" - 3/4"	1	1
PCTHD	Heavy Duty Pex Cinch Tool 3/8" - 1"	1	1

## Angle Head Crimp Tools



CTAH012	1/2" Angled Head Compact Crimp Tool	1	1
CTAH034	3/4" Angled Head Compact Crimp Tool	1	1

## Crimp & Cut Tools



PCTHDC	Heavy Duty Pex Crimp/Cut Tool 3/8" - 1"	1	1
--------	---	---	---

## PEX Ring Removal Tool



PRRT1203	Pex Ring Removal Tool	1	1
----------	-----------------------	---	---

## Dual Jaw Crimp Tool



PCTDJ	Heavy Duty Pex Crimp Tool 3/8" - 1"	1	1
-------	-------------------------------------	---	---

## Expansion Tool



TKM1960	3 Expansion Heads 1/2", 3/4", 1"	1	5
---------	----------------------------------	---	---

PART #	SIZE	INNER	MASTER
--------	------	-------	--------

## Heavy Duty Composite Handle



R1658	1/2" & 3/4"	1	1
R1659	1/2"	1	1
R1660	3/4"	1	1
R1661	1"	1	1

## One Hand Operation Cinch Tool



CINCH	One Hand Operating Cinch Tool	1	1
-------	-------------------------------	---	---

## Go-No-Go Gauge



GNGG5	Go-No-Go Gauge (5 Sizes)	1	1
-------	--------------------------	---	---

## PEX Scissor Shear Cutter



PSSC	3/8" - 1"	1	1
------	-----------	---	---

## Multi-Purpose Pipe Cutter



MPPC	Up to 1"	1	1
------	----------	---	---

## Large Size PEX Cutter



PSBC2	Up to 2"	1	1
-------	----------	---	---